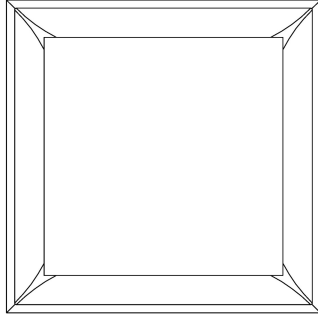


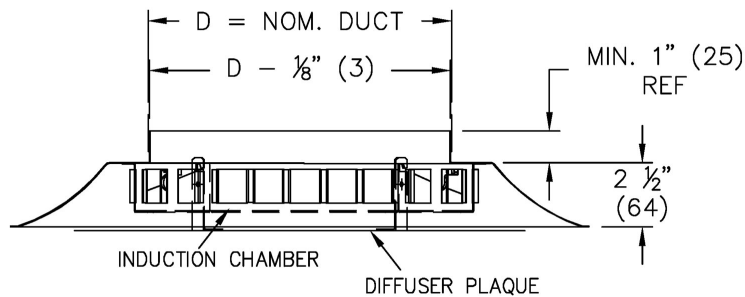
## SPDHI Steel Square Plaque Diffuser - High Induction



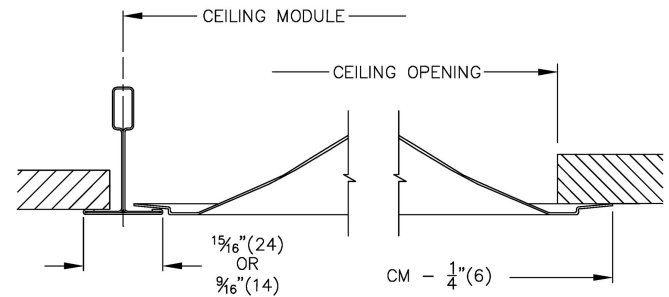
**Duct Diameter (in.):** 6  
**Nom Ceiling Module:** 24"x24"  
**Nom Ceiling Opening:** 22"x22"  
**(Surface Mount App.)**

**Border:** 31

15/16" T-Bar Lay-In and Surface Mount Application



**Frame Detail:**



### Notes:

- 360° radial horizontal air pattern
- Induction chamber attached to backpan under the inlet
- Removable face panel
- Factory tolerance  $\pm 1/32"$  (1)

### Material:

- Diffuser: Steel

### Finish:

- B12 - Standard White

**PROJECT:**  
**ENGINEER:**  
**DESCRIPTION:** Steel Square Plaque Diffuser - High Induction  
SPDHI-1-1//I/6//24/24/31//B12

**SUBMITTAL NO:** 261346  
**CUSTOMER:**

**SUBMITTAL DATE:** 6/24/2020